



CLASS NOTEBOOK ONENOTE

OVERVIEW


ONENOTE WINDOW OVERVIEW

OneNote is similar to a filing cabinet or a 3- Ring Binder – (it is your digital 3 Ring Binder)

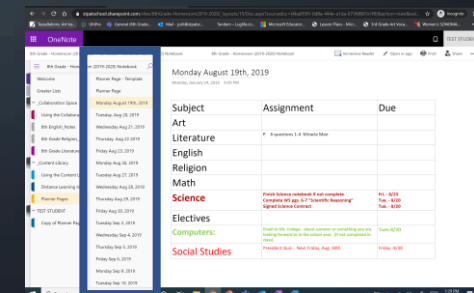
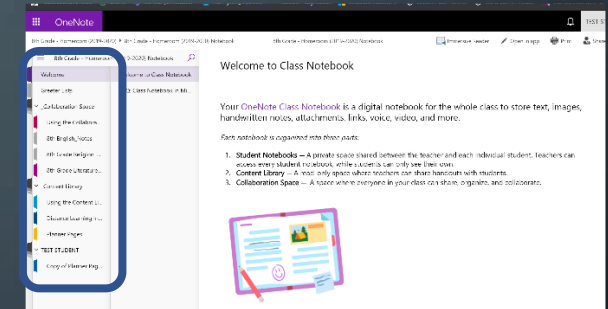
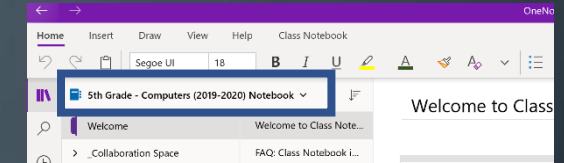
Like a 3-Ring Binder, the Class Notebook has the same features within it. For example:

- 3-Ring Binder = Name of the Class Notebook
- Divider pages within the 3-Ring Binder = Sections of the Class Notebook (Collaboration Space, Content Library, Students Name)
- Notebook Pages of the 3-Ring Binder = Pages within each section of the Class Notebook.

3 Ring Binder



OneNote



IF I WAS TO LOOK AT THE ONENOTE WINDOW WITHIN TEAMS WHAT WOULD I SEE.....

If I click on this arrow, it will bring up all of the sections that are available within the Class Notebook.

If I click on this arrow, it will show me two ways of opening the class notebook. I can work on it in the web browser or I can open in the OneNote App

Microsoft Teams

Search or type a command

Teams

General

5th Grade - Homeroom (2019-...)

4th Grade - Homeroom (2019-...)

7th Grade - Homeroom - ...

Middle School Sketchbooks

6th Grade Science- Mrs. Rogers...

General

Distance Learning Daily Check-...

Science Class Questions

Science Class Resources and Assign...

Science Quizlets

1 hidden channel

6th Grade - Homeroom (...)

7th Grade Math - Ms. Miller ...

7th Grade Science - Mrs....

6th Grade Math - Ms. Mil...

Join or create a team

General

Posts

Files

Class Notebook

Assignments

Grades

Welcome to Class Notebook

Your **OneNote Class Notebook** is a digital notebook for the whole class to store text, images, handwritten notes, attachments, links, voice, video, and more.

Each notebook is organized into three parts:

1. **Student Notebooks** — A private space shared between the teacher and each individual student. Teachers can access every student notebook, while students can only see their own.
2. **Content Library** — A read-only space where teachers can share handouts with students.
3. **Collaboration Space** — A space where everyone in your class can share, organize, and collaborate.

Immersive Reader

Open in app

Help

Terms of Use

When clicked, will make the OneNote window larger

IF I WAS TO LOOK AT THE ONENOTE WINDOW WITHIN TEAMS WHAT WOULD I SEE.....

This is the name of the notebook that you are in. The notebook is the same name as the Teams Name

This is the sections of the Notebook. There are three main sections within each of the class notebooks.

The three main sections are:

Collaboration Space: - Where students/teachers can collaborate on a question or an assignment.

Content Library: - This is where the teacher will put all of the assignments. Teachers are only able to make changes to sections, and remove pages within this section.

Students Name :- This is the students notebook. This is where they will complete their assignments. Students are able to write, and edit in this section.

Microsoft Teams

Class Notebook

8th Grade - Homeroom (2019-2020) Notebook

Welcome

Greeter Lists

_Collaboration Space

_Content Library

TEST STUDENT

Welcome to Class Notebook

FAQ: Class Notebook in Mi...

Welcome to Class Notebook

Your **OneNote Class Notebook** is a digital notebook for the whole class to store text, in handwritten notes, attachments, links, voice, video, and more.

Each notebook is organized into three parts:

1. **Student Notebooks** — A private space shared between the teacher and each individual student. Teacher access every student notebook, while students can only see their own.
2. **Content Library** — A read-only space where teachers can share handouts with students.
3. **Collaboration Space** — A space where everyone in your class can share, organize, and collaborate.

This is the pages of your sections within your notebook. Depending what section you are in the pages will either be not editable (content library section) and editable (students name section) (Once you have clicked on a section within your notebook, you will be able to see more pages that are listed)

CONTENT LIBRARY OF THE CLASS NOTEBOOK

Within the Content Library Section you will find:

- More sections that the teachers have made where class assignment directions can be found.

**** In the homeroom class notebooks you will find a section called Planner Pages
Within this section, you will find pages for each day of the week of school with all of the student assignments and due dates.

**Planner Pages are updated by all teachers that teach that grade level.

***Please remember in the content library the Teacher only has control to edit/change/remove section/pages within it.
- Students are able to copy/paste pages from the content library to their name section.

Monday August 19th, 2019
Monday, January 14, 2019 9:29 PM

| Subject | Assignment | Due |
|----------------|---|---|
| Art | | |
| Literature | P. 6 questions 1-4 Miracle Man | |
| English | | |
| Religion | | |
| Math | | |
| Science | Finish Science notebook if not complete Complete WS pgs. 6-7 "Scientific Reasoning" Signed Science Contract | Fri. - 8/23 Tue. - 8/20 Tue. - 8/20 |
| Electives | | |
| Computers: | Email to Ms. College - about summer or something you are looking forward to in the school year. (if not completed in class) | Tues-8/20 |
| Social Studies | President Quiz : Next Friday, Aug. 30th | Friday -8/30 |

STUDENT NAME SECTION WITH CLASS NOTEBOOK

Within your Student Name Section you will see:

- Different sections that the teacher has created to put different assignments in. Please make sure to go to the correct tab under your name to find the correct page to complete

File Home Insert Draw View Help Open in app Tell me what you want to do

Calibri Light 20 B I U A Styles Tags abc

8th Grade - Computers (2019-2020) Notebook

Welcome

> _Collaboration Space

_Content Library

TEST STUDENT

TypingClub Assignm...

ClassWork

Completed Units

Quiz

Untitled Page

All About Teams And One...

About Microsoft Publisher

Sample Postcard/Questions

Session 2 Review - Review ...

Questions - Internet B...

Questions - World Wide ...

Questions- What is HT...

Session 2 Review - Review on Publisher

Tuesday, October 24, 2017 8:09 AM

Please draw the number in the circle of the correct term for what it is pointing too.
(Below the window picture is the choices for answers - REMEMBER TO USE THE NUMBER IN FRONT OF The term to put in the bubble)

Publications1 - Microsoft Publisher

FILE HOME INSERT PAGE DESIGN MAILINGS REVIEW VIEW

Clipboard Paste Font Paragraph Styles Draw Pictures Table Shapes Wrap Text Send Backward Send Forward Group Ungroup Find Replace Select Editing

Pages

+ Section + Page

At the bottom of the Sections and Pages there is a + sign. If you click on the + you will get either a new section or a new page

All of the pages within the section are listed here.

- Pages in this section of the class notebook are:
 - Editable – can be typed or drawn on by student and teacher
 - Can have pictures/files uploaded to pages.